



M600

COMMERCIAL ALUMINUM SERIES

Casement | Project-Out | Fixed | Sliding Door | Terrace Door



Clean and Stylish Architectural Solutions
for the Modern Building World

www.QuakerCommercialWindows.com

M600

COMMERCIAL ALUMINUM SERIES

The Modern Solution

Building in the 21st century is more complex than ever. In fact, it's no longer just building. It's harmonizing. It's modernizing. It's stylizing. It's building for today with the future in mind. The windows and doors that will help you do all of that are right here: Quaker's M600 Series -- the modern solution for every project.

Designed for Strength

- Life cycle tested to achieve NAFS certified AW-ratings
- Heavy-gauge aluminum allows for taller/wider sizes
- Impact Tested and FBC-approved models

Designed for Flexibility


- Integral nailing flange for new construction
- Multiple retrofit installation accessories
- Structural mull systems
- Interior and exterior trim packages
- Any color in the rainbow is available with our custom color capabilities

Designed for Long-Term Durability

- Quaker powder coat paint finishes resist fading and chipping much better than liquid paint alternatives
- Only high-quality components found throughout all models
- One of the industry's best commercial warranties

Designed for Energy-Efficiency

- Effective glass choices for every part of the U.S.
- Standard 1" glass pocket with optional 1 3/8" to support and strengthen thermal performance
- Pour-and-Debridge thermal barriers



Saint Teresa de Calcutta Villa
San Diego, CA
Developer: 14th & Commercial CIC, LP
Contractor: Level 10 Construction LP
Architect: Joseph Wong Design Associates
Glazing Contractor: Lunstrum Windows

Credit: Joseph Wong Design Associates / jwdainc.com



www.QuakerCommercialWindows.com

M600

COMMERCIAL ALUMINUM SERIES

Selection Guide

Model	Frame Depth	Structural Test Rating	Test Size	Design Pressure	Air Infiltration	Water Resistance	U-Value Range [#]	SHGC Range [#]	STC Range ^x	OITC Range ^x
Casement	3 ¼"	AW-PG70	36" x 60"	70	<0.10	15	0.32-0.57	0.11-0.54	29-43	23-34
Project-Out	3 ¼"	AW-PG70	60" x 36"	70	<0.10	15	0.33-0.59	0.11-0.54	41-43	33-34
Fixed	3 ¼"	AW-PG70	60" x 60"	70	<0.10	12	0.18-0.50	0.13-0.68	32-43	26-33
Terrace Door (inswing)	4 ½"	AW-50	48" x 96"	50		10	0.33-0.58	0.09-0.52	34-38	30-33
Terrace Door (outswing)	4 ½"	AW-70	39" x 95"	70		12	0.33-0.57	0.09-0.52	34-38	30-33
Terrace Door (outswing w/ADA sill)	4 ½"	AW-50	48" x 96"	50		10	0.36-0.58	0.09-0.48	34-38	30-33
Sliding Door	5"	AW-50	123" x 96"	50		12	0.36-0.56	0.14-0.59		

[#]-U-Value and SHGC ranges are based on I.G. combinations incorporating some or all the following: Low-E glass, clear glass, argon gas and/or air fill, and grids
^x-STC and OITC Ranges based on multiple I.G. combinations
 All ratings listed are NAFS certified. Periodic re-certification testing is required thus data shown may vary slightly.

Triangle Square Condominiums
 Chicago, IL
 Developer: TSC, LLC
 Contractor: Maris Construction
 Architect: SGW Architects
 Comm. Window Dist: Standard Lumber



Credit:
 DreamTown Real Estate

M600

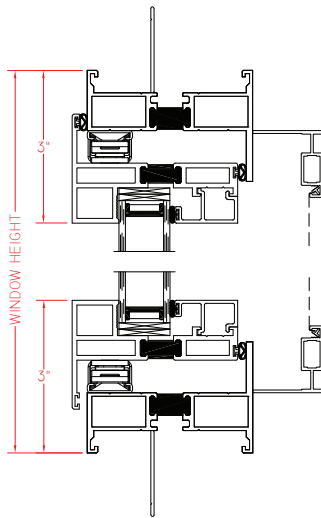
COMMERCIAL ALUMINUM SERIES

Products

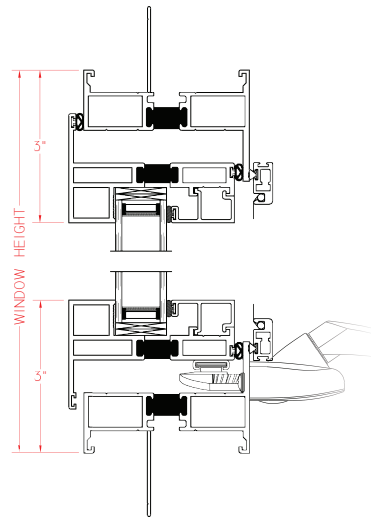
Casement

- AW-70 Rating
- Architectural grade aluminum
- Pour and debridge thermal barrier system
- 1" I.G. with warm-edge spacer
- Roto and Cam-Handle hardware
- Clean corner joints for greater aesthetic appeal
- Heavy-duty, sealed corner key construction eliminates sag
- With or without Integral nailing fin
- Single-frame combination capability
- Impact and Florida Building approved (M700)
- Standard and custom sizing for all models
- Green initiatives built into every product

M600 Push-out Casement
shown with nail fin



M600 Roto Casement
shown with nail fin



Electric Gardens
Cleveland, OH
Developers: J-Roc Development &
DiGeronimo Companies
Contractor: DiGeronimo Companies
Architect: LDA Architects
Comm. Window Dist: SRS Distribution

Credit:
DiGeronimo
Companies

M600

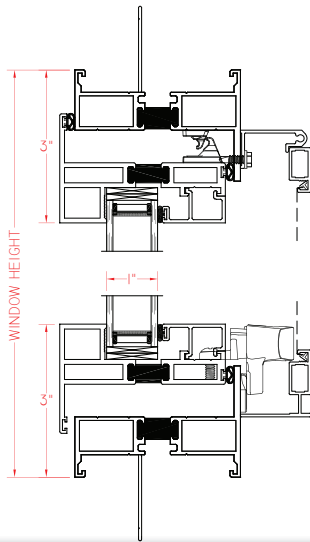
COMMERCIAL ALUMINUM SERIES

Products

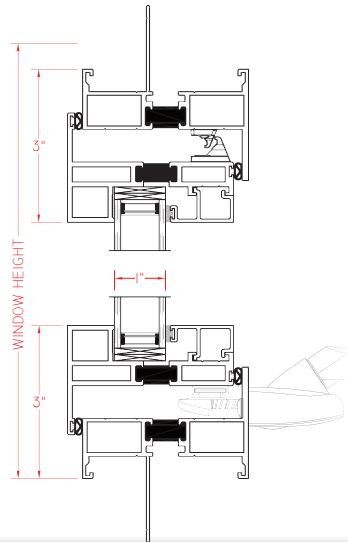
Project-Out

- AW-70 Ratings
- Architectural grade aluminum
- Pour and debridge thermal barrier system
- 1" I.G. with warm-edge spacer
- Roto and Cam-Handle hardware
- Clean corner joints for greater aesthetic appeal
- Heavy-duty, sealed corner key construction eliminates sag
- With or without Integral nailing fin
- Single-frame combination capability
- Impact and Florida Building approved (M700)
- Standard and custom sizing for all models
- Green initiatives built into every product

M600 Push-Out Project-Out
shown with nail fin



M600 Roto Project-Out
shown with nail fin



Hub on Campus Speedway
Tucson, AZ
Developer: CORE Spaces
Contractor: Treehouse Construction
Architect: Antunovich Associates
Glazing Contractor: Glass Unlimited

Credit: showcase.com

M600

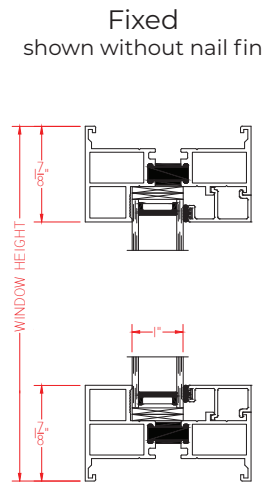
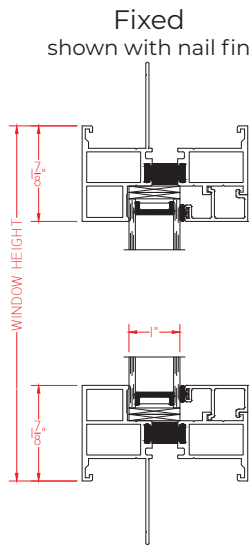
COMMERCIAL ALUMINUM SERIES

Products

Fixed

- AW-70 Rating
- Architectural grade aluminum
- Pour and debridge thermal barrier system
- 1" I.G. with warm-edge spacer
- With or without Integral nailing fin
- Single-frame combination capability

- Heavy-duty, sealed corner key construction eliminates sag
- Clean corner joints for greater aesthetic appeal
- Geometric shapes
- Impact and Florida Building approved (M700)
- Standard and custom sizing for all models
- Green initiatives built into every product



Dollywood Heartsong Lodge & Resort
Pigeon Forge, TN
Developer: The Dollywood Company
Contractor: D & S Builders LLC
Architect: NELSON Worldwide



Credit: www.dollywood.com

M600

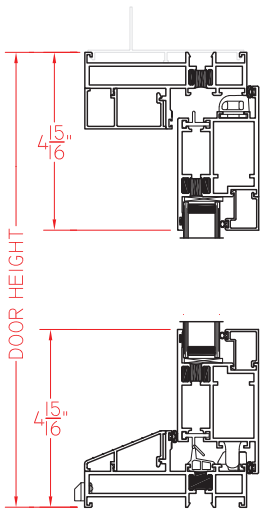
COMMERCIAL ALUMINUM SERIES

Products

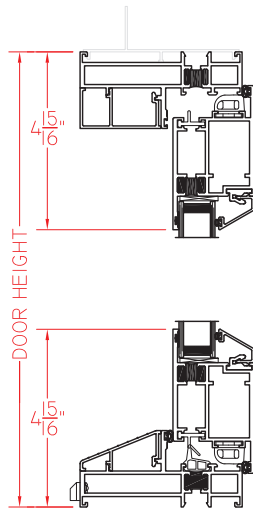
Terrace Doors

- AW-50/AW-70 Ratings
- Architectural grade aluminum
- Pour-and-debride thermal barrier
- 1" I.G. with warm-edge spacer
- Inswing or Outswing operation
- Concealed or barrel hinges
- Multi-point hardware. Single-point optional.
- Keyed or unkeyed hardware option
- Heavy-duty corner keys eliminate sag
- Clean corner joints for greater aesthetic appeal
- Impact and Florida Building approved (M700)
- Optional ADA sill
- With or without nailing fin
- Standard and custom sizing
- Green initiatives built into every door
- Fixed Transom and Sidelite

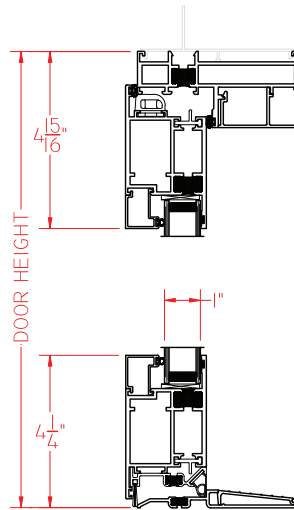
M600 Inswing
shown w/nail fin, standard sill & square exterior glazing profile



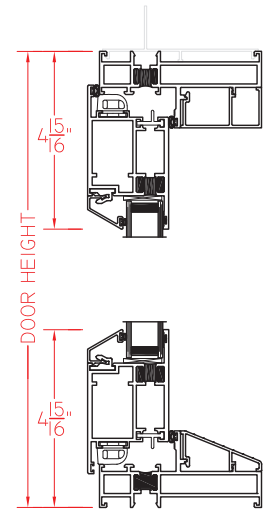
M605 Inswing
shown w/nail fin, standard sill & beveled exterior glazing profile



M600 Outswing
shown w/nail fin, optional ADA sill & square exterior glazing profile



M605 Outswing
shown w/nail fin, standard sill & beveled exterior glazing profile



Converge KC Uptown
Kansas City, MO
Owner: KC Uptown Lofts, LP
Contractor: First Construction
Architect: Treanor HL
Comm. Window Dist.: ATG Construction



Credit:
Sunflower Development Group

800-347-0438



M600

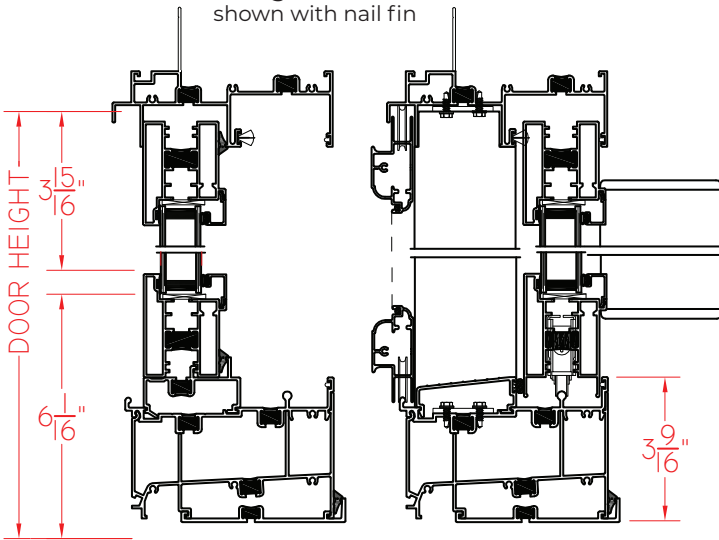
COMMERCIAL ALUMINUM SERIES

Products

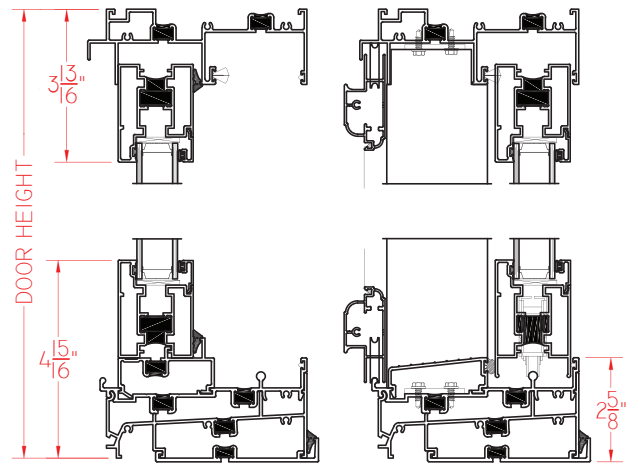
Sliding Doors

- Up to AW-50 Ratings
- Architectural grade aluminum
- Pour-and-debridge thermal barrier
- 1" I.G. with warm-edge spacer
- 2-, 3- or 4-panel operation
- Steel rollers for smooth operation
- 3 ⁹/₁₆" threshold
- Optional 2 ⁵/₈" threshold (M300)
- Multiple handle choices
- Keyed or unkeyed hardware option
- Clean corner joints for greater aesthetic appeal
- Heavy-duty corner keys
- Impact and Florida Building approved (M700)
- With or without nailing fin
- Standard and custom sizing
- Green initiatives built into every door
- Fixed Transom and Sidelite

M600 Sliding Door w/ 3 ⁹/₁₆" sill
shown with nail fin



M300 Sliding Door w/ 2 ⁵/₈" sill
shown with no nail fin



The Fitz on Fairfax
West Hollywood, CA
Developer: Palisades
Contractor: KPRS Construction Svcs.
Architect: OfficeUntitled
Comm. Window Dist: Grand Openings

Credit: KPRS Construction Services



M600

COMMERCIAL ALUMINUM SERIES

Options

Colors & Finishes

Colors:

- Nearly 40 "Quick Pick" powder-coat paint colors available.
 - » Black
 - » White
 - » Dark Bronze
 - » Sandstone
 - » Redwood
 - » Holly Green
 - » Toffee
 - » Chestnut
 - » Beige
 - » Earthtone
 - » Satin Creme
 - » Matte Black
 - » Moss Green
 - » Satin White
 - » Patina Green
 - » Telegrey 1
 - » Teal
 - » Polar White
 - » Agate Grey
 - » Sky White II
 - » Slate Gray
 - » Burgundy
 - » Interstate Blue
 - » Oyster White
 - » New Bone White
 - » Beige Grey
 - » Gloss Black
 - » Textured Black
 - » Textured Dark Bronze
 - » Textured Dark Grey
 - » Textured Dark Espresso
 - » Textured Resembles Clear Anodized
 - » Resembles Clear Anodized
 - » Resembles Black Anodized
 - » Resembles Dark Bronze Anodized (light range)
 - » Resembles Dark Bronze Anodized (dark range)
 - » Resembles Light Bronze Anodized
 - » Resembles Champagne Anodized (light range)
 - » Resembles Champagne Anodized (dark range)

Custom Colors:

- Our state-of-the-art, in-house painting facilities allow you to choose the custom color you want for your project. From the purest white to the darkest black, any color you have in mind is right at your fingertips.

Paint Finishes:

- Standard: High-performance 2604 Powder Coat finish (an FGIA specification)
- Upgrade: Max-performance 2605 Powder Coat finish (an FGIA specification)*
- Option: Class I Anodized finish

Optional Heat Reflective Color Finishes:

- Keeps aluminum window and doors exteriors cooler
- Repels excessive solar heat
- Diminishes surface temperatures as much as 15%
- Proven technology adapted to work with windows & doors
- Paint additive works much like Low-E works in glass
- Reduces the possibility of thermal heat transfer through windows and doors
- Available with the following Quaker powder-coat colors: Black, Textured Black, Dark Bronze, Textured Dark Bronze, Textured Dark Espresso

Paint and Finish Warranty:

- 10 year limited warranty on 2604 paint finish
- 15 year limited warranty on 2605 paint finish
- 5 year limited warranty on Anodized finishes
- See complete warranty details at www.QuakerCommercialWindows.com

*2605 finish not available for all colors



Credit: UIP / TribecaDC.com

M600

COMMERCIAL ALUMINUM SERIES

Options

Glass & Grids

Pane thickness

- $\frac{3}{32}$ "
- $\frac{1}{8}$ "
- $\frac{5}{32}$ "
- $\frac{3}{16}$ "
- $\frac{1}{4}$ "
- $\frac{5}{16}$ "

I.G. thickness

- 1" (Double pane)
- 1 $\frac{3}{8}$ " (Triple pane)

Glass Types

- Dual Silver Low-E
- Triple Silver Low-E
- Interior Pane Low-E
- Tempered Safety Glass
- Laminated
- Spandrel
- Neat+ Low Maintenance
- Obscure (for privacy)
- Tinted
- Bird Glass

and many others

Simulated Divided Lites



- Numerous profiles and combinations available

This is a small sampling of the many SDL grid profiles Quaker has available.

Grids Between the Glass

- Flat or Contoured

Some limitations may apply based upon several variables including, but not limited to, the window/door series chosen and requested/required specifications.



Graduate Storrs Hotel (UCONN Campus)
Storrs, CT
Owner: AJ Capital Partnes
Contractor: Miano Construction
Architect: JCJ Architecture

Credit: David Mitchell/UCONN News

www.QuakerCommercialWindows.com



QUAKER

M600

COMMERCIAL ALUMINUM SERIES

Options and Accessories

Mulls

M600 Structural Mull Systems deliver ultimate confidence, whether you're stacking units or pairing them side-by-side. Or both.

- Vertical mulls - Up to 3" wide
- Horizontal mulls - 1" to 7" tall
- Post Mulls
- Mull Covers - up to 8" wide
- 120° Angle Mull

Usage limitations may apply



Accessories



Quaker can provide a multitude of accessories for your M600 installation.

- Panning
- Receptor
- Subsill
- Anchor straps
- Interior and exterior trim

Other factory-applied* options and accessories include:

- Louver systems to accommodate HVAC (horizontal or vertical)
- WOCD (Window Operating Control Device)
- Trickle Vent

and more.

**Some limitations may apply*

M600

COMMERCIAL ALUMINUM SERIES

Solutions for special applications.

Impact (M700)

- Casement, Project-Out and Fixed window models
- Sliding and Terrace Door models
- Meet ASTM 1886 (Large Missile Impact - Level D) testing requirements
- Nail Fin or Trim/Clip anchorage systems for operating window models
- Nail Fin anchorage system for fixed window and sliding door
- Through frame anchorage system for terrace door

Texas Dept. of Insurance (M700)

- Products satisfy TDI's criteria for protection from windborne debris
- Fixed (60" x 96" test size): Evaluation ID: WIN-2500
- Fixed w/louver (60"x 94" test size): Evaluation ID: WIN-2501
- Fixed (48"x60" test size): Evaluation ID: WIN-2502
- Must be installed at height on structure that does not exceed DP rating for the assemblies.
- See full info at tdi.texas.gov

Florida Building Code

- Meets all required FBC calculations Casement: FL27673 (2020 Code Version)
- Project-Out: FL27676 (2020 Code Version)
- Fixed: FL23998 (w/louver) (2020 Code Version)
- Sliding Door: FL30496 (2020 Code Version)
- Terrace Door: FL28083 (2020 Code Version)
- Approved anchorage systems
- See full info at FloridaBuilding.org

Threefoot Hotel
Meridian, MS
Developer & Contractor: Ascent Hospitality
Architect: Campo Architects
Commercial Dealer: Commercial Glass Fabr.



Credit: VisitMississippi.org

www.QuakerCommercialWindows.com

M600

COMMERCIAL ALUMINUM SERIES

LEED®

- All window and door models from the M600 Series can assist with garnering LEED points for your commercial project
- LEED Building Design and Construction (LEED BD+C) works for both new construction and replacement commercial projects
- LEED is the world's preeminent green building organization
- Go to usgbc.org/leed for more information.



The Sterling at Regent Square
Houston, TX
Developer: GID Development Group
Contractor: Arch-Con Corp.
Architect: CBT Architects
Glazing Contractor: South Plains Glass

Credit: RegentSquare.com

800-347-0438




M600

COMMERCIAL ALUMINUM SERIES

Support Services

Quaker's expertise and support services are unmatched in the industry. While every project is distinct, Quaker offers in-house processes which consistently cover every detail. These fool-proof procedures ensure your project and our M600 products are a perfect match.

- Quaker has a dedicated commercial team with more than 150 years of industry experience
- Quaker's team will assist with every facet; design development, budgetary aspects, and project management



PROJECT AND SPECIFICATION REVIEW

How many stories are in the building?
Where is it located?
How large are the windows?
These and other important questions must be answered before moving forward.



ENGINEERING & DESIGN ASSESSMENT

After evaluating every component making up your project, our professional engineering expertise is put to work, as we carefully calculate customized solutions to best meet your spec's requirements.



LOCAL AND ARCHITECTURAL SALES SUPPORT

Quaker's Sales Representatives, many with 25+ years of knowledge and industry pedigree, have a vested interest in working beside you...not from afar. If you have questions, they want to answer them. If you have a concern, it's their concern too.



The Quaker Difference: More than meets the eye.

What distinguishes Quaker from all other window companies isn't always in plain sight. It's The Quaker Difference -- tangible and intangible assets working together to form the most sought-after windows in the market.

- It's a standard of craftsmanship and engineering excellence we build into every product, distinguishing us from all other window companies in America.
- It's professional manufacturing specialists, some with more than 40 years of window experience, providing unparalleled attention to detail from start to finish.
- It's shying away from testing at only entry-level, gateway sizes. Instead, we test using exaggerated and even maximum sizing. This ensures the entire scope of a product's sizing will meet the advertised rating.
- It's multiple quality checks implemented throughout the manufacturing process to guarantee a paramount product.
- It's our state-of-the-art paint facilities. Unlike many manufacturers who must outsource, Quaker controls the quality and consistency of our finish in-house.
- It's employing thicker glass panes which will both lower the amount of stress cracks and raise your ability to control sound intrusion.
- It's our "can-do" attitude toward custom projects. Never is a job too custom for Quaker. Our option and accessory choices allow us to do what others can't.
- It's doing more than just selling windows and doors. It's finding the right window and door solution for your project.

That's *The Quaker Difference*.



@ 150 North Third
Columbus, OH
Developer: Third & Lafayette SRR II, LLC
Contractor: Coma Kokosing Construction Co.
Architect: Jonathan Barnes Architecture & Design
Commercial Dealer: Graves Lmbr. & Bldg. Supply

Credit: www.archdaily.com

800-347-0438






M600

COMMERCIAL ALUMINUM SERIES

Find more information on Quaker windows and doors



 www.QuakerCommercialWindows.com

 1-800-347-0438

 commercial@quakerwindows.com



Made in America: All Quaker products are designed and manufactured in the United States at our state-of-the-art facilities in Eldon, MO (above) and Freeburg, MO.



September, 2024 - V4a



ON THE COVER:

Camden Buckhead
Atlanta, GA
Developer & Contractor: Camden Property Trust
Architect: Niles Bolton Associates
Glazing Contractor: Designer Glassworks

Quaker Window Products reserves the right to change or discontinue any products or options within this brochure without notice.